

SINGER

702-1

INSTRUCTIONS FOR ORDERING

LIST OF PARTS



SINGER**

ROTARY STRIP CUTTER No. 702-I

THE SINGER MANUFACTURING COMPANY

In ordering from this list, use ONLY the part NUMBER in the FIRST column.

The number stamped on a Sewing Machine Part is in every case the number of the single part only.

Every combination of parts sent out as such has its specific number, which, although not stamped on the parts, must be used when ordering the combination.

Each number always indicates the SAME PART in whatever list it appears, or for whatever machine.

The letters after some of the numbers indicate the style of finish only, as follows:

- A—Hardened, Polished, Nickel Plated and Buffed
- B—Polished, Nickel Plated and Buffed
- C—Hardened Only
- D—Polished Only
- E—Soft, Not Polished
- F—Hardened and Polished
- G—Bright Rumbled and Nickel Plated
- H—Blued
- J—Nickel Plated Only
- K—Hardened and Nickel Plated
- L—Brass Plated
- M—Oxidized
- R—Phosphate Coating Formed on Surface of Iron or Steel
- S—Cadmium Plated
- T—Copper Plated
- U—Zinc Plated
- V—Silver Plated
- W—Polished and Nickel Plated
- X—Black Oxide for Iron and Steel
- Y—Black Nickel Plated Only
- Z—Chromium Plated
- A.A—Buffed and Chromium Plated
- A.B—Hardened, Polished, Buffed and Chromium Plated
- A.E—Hardened, Bright Rumbled and Nickel Plated
- A.F—Hardened, Bright Rumbled, Nickel Plated, Bright Rumbled and Chromium Plated
- A.G—Alumilite (Plain)
- A.H—Alumilite (Dyed) Color Must be Stated
- A.J—Polished, Nickel Plated and Chromium Plated
- A.K—Hardened, Polished, Nickel Plated and Chromium Plated
- A.L—Heat Treated for Toughness
- A.L.D—Heat Treated for Toughness and Polished
- A.L.X—Heat Treated for Toughness and Black Oxide

INSTRUCTIONS FOR ORDERING

A.S—Black Moulded Phenolic
A.T—Beige Moulded Phenolic
A.U—Brown Moulded Phenolic
A.W—Hardened then Flame Coated with Tungsten Carbide
B.A—Chrome Nickel Satin Finish
B.B—Hardened and Chrome Nickel, Satin Finished
C.R—Hardened and Phosphate Coating Formed on Surface of Steel
F.J—Hardened, Polished and Nickel Plated
T.A—Hardened, Polished, Copper and Nickel Plated and Buffed
T.B—Copper and Nickel Plated and Polished
T.J—Copper and Nickel Plated Only
T.K—Hardened, Copper and Nickel Plated
T.L—Copper and Brass Plated
T.M—Copper Plated and Oxidized
X.C—Hardened and Black Oxide for Iron and Steel
Z.A—Hardened, Polished Nickel Plated, Buffed and Chromium Plated
Z.B—Polished, Nickel Plated, Buffed and Chromium Plated
Z.C—Hardened and Chromium Plated
Z.D—Polished and Chromium Plated
Z.G—Bright Rumbled, Nickel Plated, Bright Rumbled and Chromium Plated
Z.J—Nickel and Chromium Plated
Z.T—Copper and Chromium Plated

These letters **MUST BE USED** when they appear in the list; and **AFTER** the number as in the list.


In this series:
1 to 1500, 50001 to 51500 and 140001 to 142,000 are screw numbers
1501 to 1800 and 51500 to 51800 are nut numbers
1801 to 2000 and 51801 to 52000 are roller numbers
2001 to 50000 and 52001 to 140000 and 142001 to 190000 are Sewing Machine Parts, 190001 and upward are numbers of Electrical Parts.

The figures in the second column refer only to the plates, illustrating the parts, and are **NOT TO BE USED** in ordering.

Parts marked with an asterisk (*) are furnished only when repairs are made at the factory.

LIST OF PARTS COMPLETE FOR

5



ROTARY STRIP CUTTER 702-1

No.	Plate	Name
* 41349	-----	Arm, upper and lower (solid)
41350	22561	Arm Shaft (lower)
41351	22561	Arm Shaft (lower) Gear
41352	22561	Arm Shaft (lower) Gear Key
1699C	22561	Arm Shaft (lower) Nut
41353	22561	Arm Shaft (lower) Spring
41354	22561	Arm Shaft (lower) Spring Collar with two 454AL
454AL	22561	Arm Shaft (lower) Spring Collar Set Screw (2)
41355	22561	Arm Shaft (lower) Spring Washer (fiber) ...
150D	22561	Arm Shaft (lower) Screw
41356	22560	Arm Shaft (upper)
41351	22560	Arm Shaft (upper) Gear
41357	22560	Arm Shaft (upper) Gear Cover
159D	22560	Arm Shaft (upper) Gear Cover Screw (2) ...
41352	22560	Arm Shaft (upper) Gear Key
1685C	22560	Arm Shaft (upper) Nut
150D	22560	Arm Shaft (upper) Screw
41358	22563	Cloth Plate (9 in.) with 41371 and four 41432
691AL	22563	Cloth Plate Screw (4)
41359	22563	Cloth Plate Support Bracket
691AL	22563	Cloth Plate Support Bracket Screw

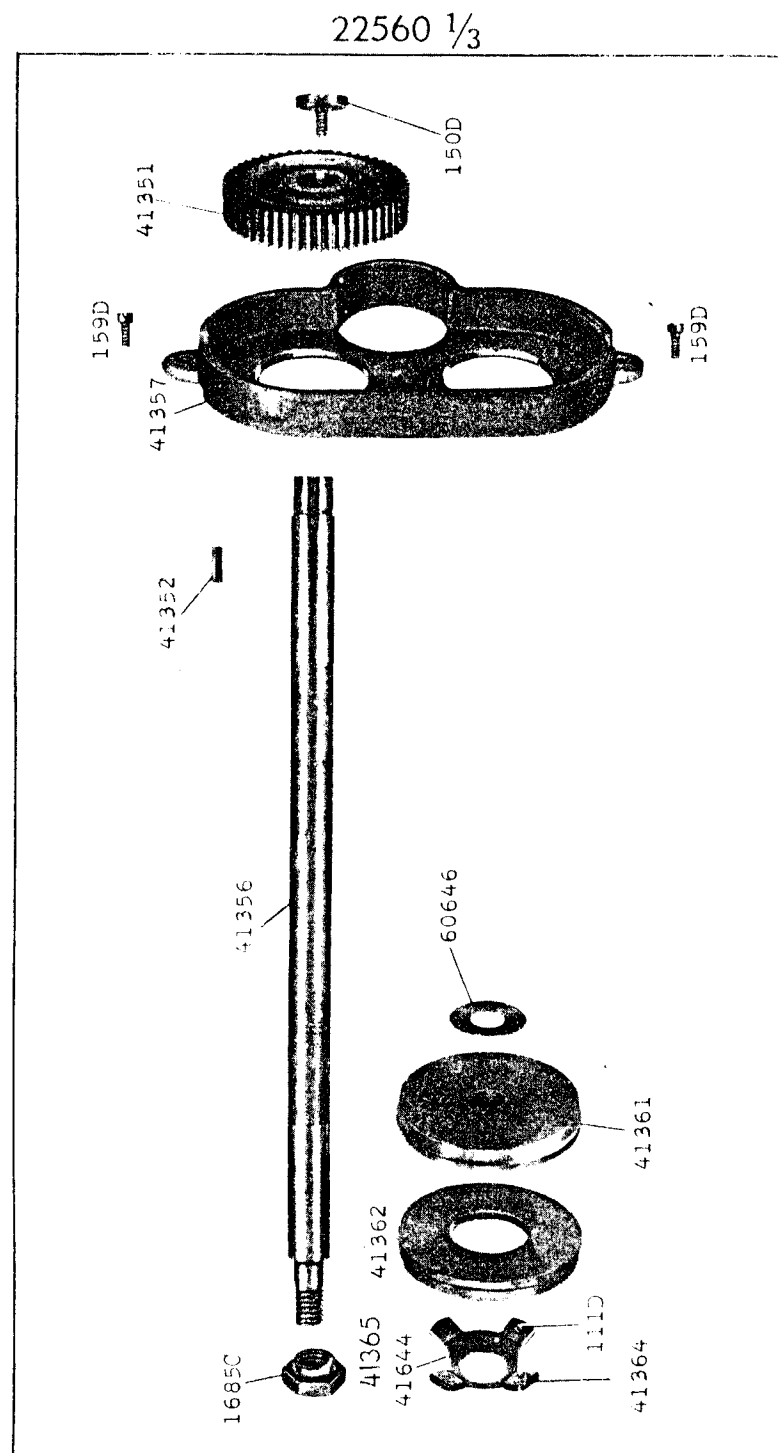
No.	Plate	Name
41360	22563	Cloth Plate Support Bracket Stud
448AL	22563	Cloth Plate Support Bracket Stud Set Screw
41361	22561	Cutting Wheel (lower)
60646	22561	Cutting Wheel (lower) Washer
41361	22560	Cutting Wheel (upper)
60646	22560	Cutting Wheel (upper) Washer
41362	22561	Feed Wheel (lower)
41643	22561	Feed Wheel (lower) Friction Spring
41363	22561	Feed Wheel Spring 41643 with four each 111D and 41364
41364	22561	Feed Wheel (lower) Friction Spring Block (4)
111D	22561	Feed Wheel (lower) Friction Spring Block Screw (4)
41362	22560	Feed Wheel (upper)
41644	22560	Feed Wheel (upper) Friction Spring
41365	22560	Feed Wheel (upper) Friction Spring 41644 with four each 111D and 41364
41364	22560	Feed Wheel (upper) Friction Spring Block (4)
111D	22560	Feed Wheel (upper) Friction Spring Block Screw (4)
41366	22564	Guide (arm)
41367	22564	Guide (arm) 41366 with 41368
41368	22564	Guide (arm) Bar
41369	22564	Guide (arm) Holder with 715W
715W	22564	Guide (arm) Holder Clamping Thumb Screw
50015D	22564	Guide (arm) Holder Thumb Screw
41370	22564	Guide (plate) with 41433
41371	-----	Guide (plate) Bar
41432	-----	Guide (plate) Bar Rivet (4)
41372	22564	Guide (plate) Holder
261D	22564	Guide (plate) Holder Thumb Screw
41433	22564	Guide (plate) Pin
1105D	22564	Guide (plate) Screw
4461	22564	Guide (plate) Spring
41373	22562	Pulley with two 858AL
41374	22562	Pulley Gear (small pulley)
858AL	22562	Pulley Gear Set Screw (2)
41375	22562	Pulley Shaft
41376	22562	Pulley Shaft Collar with 445C
445C	22562	Pulley Shaft Collar Set Screw
448AL	22562	Pulley Shaft Set Screw (2)

NUMERICAL LIST OF PARTS

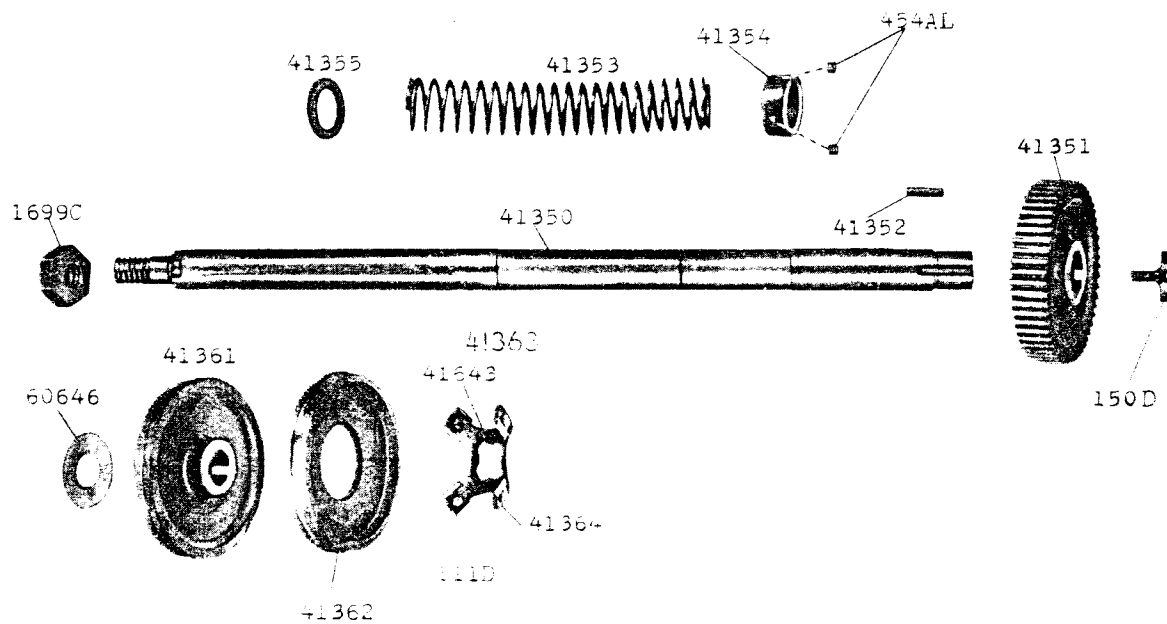
No.	Plate	Name
111D	22561	Feed Wheel (lower) Friction Spring Block Screw for 41363
111D	22560	Feed Wheel (upper) Friction Spring Block Screw for 41365
150D	22561	Arm Shaft (lower) Screw
150D	22560	Arm Shaft (upper) Screw
159D	22560	Arm Shaft (upper) Gear Cover Screw
261D	22564	Guide (plate) Holder Thumb Screw
445C	22562	Pulley Shaft Collar Set Screw for 41376
448AL	22563	Cloth Plate Support Bracket Stud Set Screw
448AL	22562	Pulley Shaft Set Screw
454AL	22561	Arm Shaft (lower) Spring Collar Set Screw for 41354
691AL	22563	Cloth Plate Screw
691AL	22563	Cloth Plate Support Bracket Screw
715W	22564	Guide (arm) Holder Clamping Thumb Screw for 41369
858AL	22562	Pulley Gear Set Screw for 41373
1105D	22564	Guide (plate) Screw
1685C	22560	Arm Shaft (upper) Nut
1699C	22561	Arm Shaft (lower) Nut
4461	22564	Guide (plate) Spring
* 41349	-----	Arm, upper and lower (solid)
41350	22561	Arm Shaft (lower)
41351	22561	Arm Shaft (lower) Gear
41351	22560	Arm Shaft (upper) Gear
41352	22561	Arm Shaft (lower) Gear Key
41352	22560	Arm Shaft (upper) Gear Key
41353	22561	Arm Shaft (lower) Spring
41354	22561	Arm Shaft (lower) Spring Collar with two 454AL
41355	22561	Arm Shaft (lower) Spring Washer (fiber)
41356	22560	Arm Shaft (upper)
41357	22560	Arm Shaft (upper) Gear Cover
41358	22563	Cloth Plate (9 in.) with 41371 and four 41432
41359	22563	Cloth Plate Support Bracket
41360	22563	Cloth Plate Support Bracket Stud
41361	22561	Cutting Wheel (lower)
41361	22560	Cutting Wheel (upper)
41362	22561	Feed Wheel (lower)
41362	22560	Feed Wheel (upper)
41363	22561	Feed Wheel (lower) Friction Spring 41643 with four each 111D and 41364
41364	22561	Feed Wheel (lower) Friction Spring Block for 41363
41364	22560	Feed Wheel (upper) Friction Spring Block for 41365

NUMERICAL LIST OF PARTS

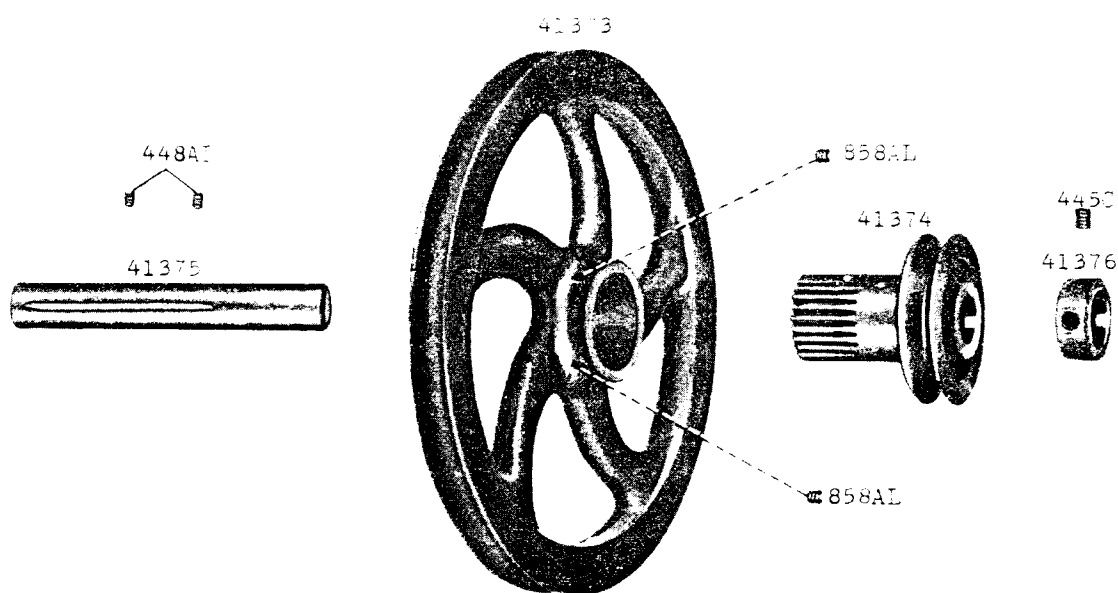
No.	Plate	Name
41365	22560	Feed Wheel (upper) Friction Spring 41644 with four each 111D and 41364
41366	22564	Guide (arm) for 41367
41367	22564	Guide (arm) 41366 with 41368
41368	22564	Guide (arm) Bar for 41367
41369	22564	Guide (arm) Holder with 715W
41370	22564	Guide (plate) with 41433
41371	-----	Guide (plate) Bar for 41358
41372	22564	Guide (plate) Holder
41373	22562	Pulley with two 858AL
41374	22562	Pulley Gear (small pulley)
41375	22562	Pulley Shaft
41376	22562	Pulley Shaft Collar with 445C
41432	-----	Guide (plate) Bar Rivet for 41358
41433	22564	Guide (plate) Pin for 41370
41643	22561	Feed Wheel (lower) Friction Spring for 41363
41644	22560	Feed Wheel (upper) Friction Spring for 41365
50015D	22564	Guide (arm) Holder Thumb Screw
60646	22561	Cutting Wheel (lower) Washer
60646	22560	Cutting Wheel (upper) Washer



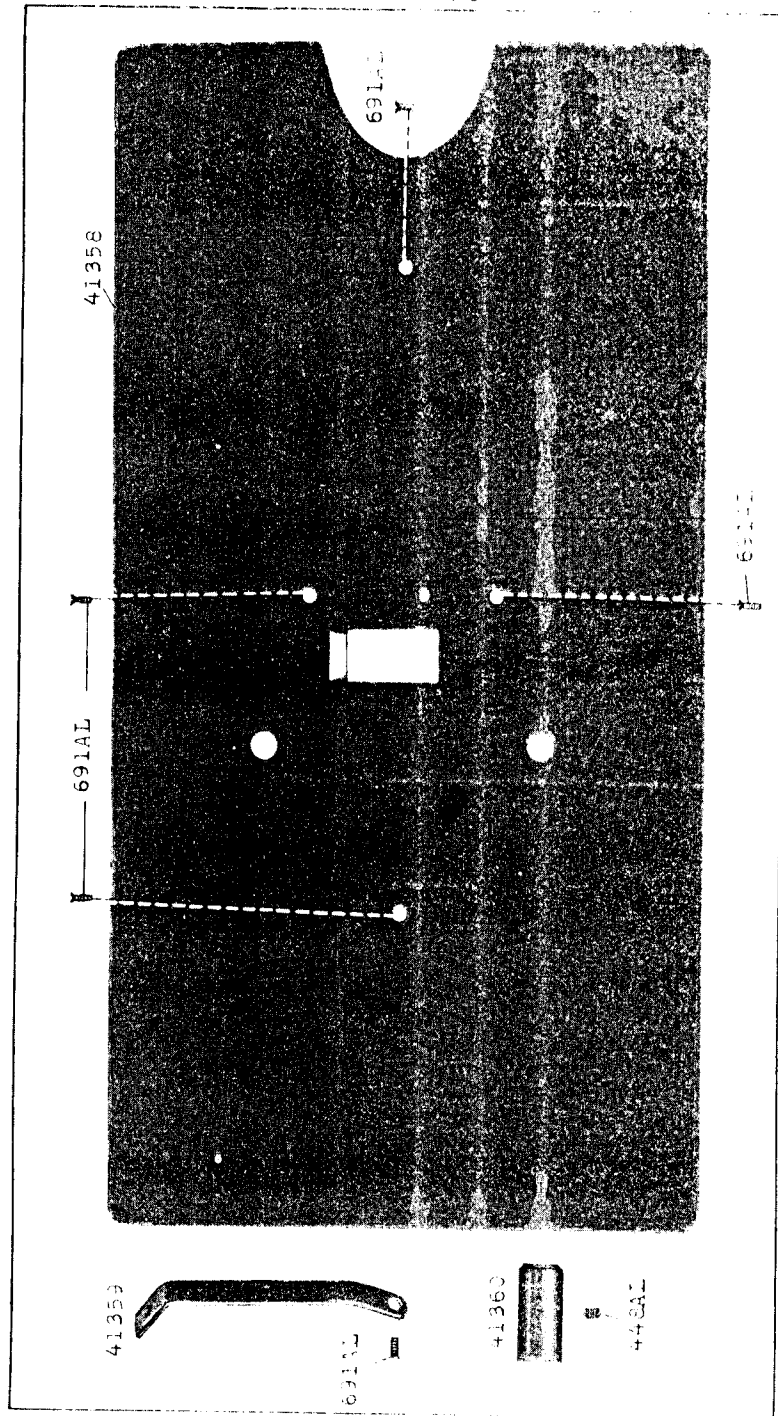
22561 1/3



22562 1/3



22563 $\frac{1}{3}$



22564 $\frac{1}{2}$

